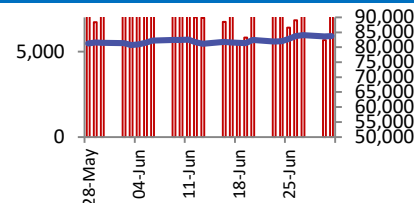
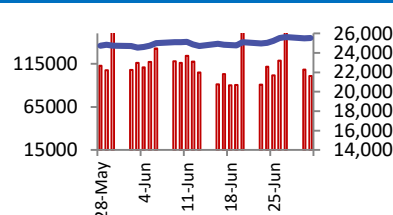


BSE



Open	83686
High	83874
Low	83573
Close	83697
Change	91
Volume (Lacs)	9121
Turnover (Rs.inCr)	8504

NSE



Open	25551
High	25593
Low	25502
Close	25542
Change	25
Volume(Lacs)	43804
Turnover(Rs.in Cr)	100840

World Markets	Current	Previous	Pt. Chg	Var(%)
Dow	44495	44095	400	0.9%
Dow Futures	44832	44807	25	0.1%
Nasdaq	20203	20370	(167)	-0.8%
FTSE	8785	8761	24	0.3%
Nikkei	39573	39986	(413)	-1.0%
Hang Seng	24174	24072	102	0.4%
Gift Nifty	25685	25657	29	0.1%
Straits Singapore	4004	3990	14	0.3%
South Korea	3048	3090	(42)	-1.4%
Taiwan	22438	22554	(116)	-0.5%
Shanghai	3455	3458	(3)	-0.1%

Commodity Prices	Current	Previous	Pt. Chg	Var(%)
Copper (\$/MT)	9934	9869	65	0.7%
Alumin (\$/MT)	2599	2598	1	0.0%
Zinc (\$/MT)	2714	2752	(38)	-1.4%
Brent Crude (\$/bbl)	67	67	0	0.1%
Gold (\$/Ounce)	3332	3339	(7)	-0.2%
Silver (\$/Ounce)	36	36	0	0.1%
Light Crude (\$/bbl)	66	65	0	0.1%
N G (\$/mmbtu)	3	3	0	0.2%
Sugar (\$/MT)	454	465	(11)	-2.4%
Rubber (Rs./kg)	202	202	0	0.0%
Baltic Dry Index	1458	1489	(31)	-2.1%

Currency Exchange Rate	Current	Previous	Var(%)
Rs./ \$ rate	85.53	85.77	-0.27%
Rs./ Euro	101.05	100.52	0.52%
Rs./Chinese Yuan	11.94	11.94	0.00%
Yen / \$ rate	143.57	143.42	0.10%
\$ US/Euro	1.18	1.18	-0.06%

Dollar Index	Current	Previous	Var(%)
Dollar Index	96.71	96.82	-0.12%

Support/ Resistance Levels for Today		
	Nifty	Bank Nifty Fut
Support 1	25470	57470
Support 2	25400	57240
Resistance	25600	57900

Securities in Ban For Trade
RBLBANK

Market Review

US: The Dow Jones Industrial Average rose sharply on Tuesday, gaining 401 points or 0.9%, as investors rotated out of technology stocks and into health-care shares at the start of the second half of 2025.

Asia: Most Asian indices were down after US President Donald Trump said he wouldn't delay the July 9 deadline for imposing higher levies on trading partners.

India: Indian benchmark equity indices closed with gains on Tuesday, led by share prices of Reliance Industries Ltd. and HDFC Bank Ltd. **Market is expected to open on a flattish note and likely to witness a sideways move during the day.**

Global Economy: Australian retail sales barely grew for a fourth straight month in May as gains in clothing purchases were offset by a rare drop in food sales, bolstering the case for another cut in interest rates next week. Investors now see a 97% chance that the Reserve Bank of Australia will cut its cash rate of 3.85% by a quarter-point next Tuesday as economic growth has remained weak and inflation risks have faded.

The US could reach a trade deal with India that would help American companies compete in the South Asian countries and leave it facing far lower tariffs, Trump said, while casting doubt on a possible deal with Japan. Trump told reporters aboard Air Force One that he believed India was ready to lower barriers for U.S. companies, which could pave the way for an agreement staving off the 26% rate he announced on April 2, before pausing it until July 9. "Right now, India doesn't accept anybody in. I think India is going to do that, if they do that, we're going to have a deal for less, much less tariffs," he said.

Euro zone manufacturing activity showed further signs of recovery in June as new orders stopped falling for the first time in more than three years, suggesting a tentative stabilisation in the bloc's struggling factory sector. The HCOB Manufacturing PMI, compiled by S&P Global, edged up to 49.5 in June from 49.4 in May, its highest level since August 2022, but remaining below the 50 mark for the 29th consecutive month.

Commodities: Oil prices remained stable on Wednesday as investors awaited the OPEC+ meeting to decide August output.

Gold prices edged lower on Wednesday as investor's awaited U.S. payroll data and assessed Federal Reserve Chair Jerome Powell's cautious stance on rate cuts, although a weaker dollar helped limit losses for greenback-priced bullion.

Currency: The USD hunkered near the lowest since Feb'22 against major peers on Wednesday, as traders considered dovish hints from Federal Reserve Chair Jerome Powell, along with the potential impact of President Trump's spending bill.

FII Derivative Transactions (Rs. Cr)

Contracts	Purchase		Sell		Net	Open Interest (OI)		OI (Previous day)		Change	
	Contract	Value	Contract	Value		Contract	Value	Contract	Value	Contract	Value
Index Future	11985	2329	12568	2445	(116)	145096	28074	140191	27071	4905	1003
Index Option	4565998	872413	4414999	844765	27648	1621660	312174	1518276	291753	103384	20421
Stock Future	221427	16158	242897	17493	(1335)	5482621	390635	5460969	389109	21652	1526
Stock Option	619079	47402	640990	48914	(1512)	693296	49437	602605	42607	90691	6830
Total	5418489	938302	5311454	913617	24685	7942673	780320	7722041	750540	220632	29780

FII All Activity-BBG (Rs Cr)		Buy	Sell	Net
24-Jun-25		15207	19543	(4337)
25-Jun-25		14988	15842	(854)
26-Jun-25		29759	19096	10663
27-Jun-25		24067	18393	5675
30-Jun-25		15160	14330	830
Month to date- June		371205	350781	20423
FII (Prov.) (Rs Cr)		Buy	Sell	Net
25-Jun-25		13140	15446	(2306)
26-Jun-25		31561	18868	12693
27-Jun-25		19589	18084	1505
30-Jun-25		12862	13650	(788)
1-Jul-25		10897	12867	(1970)
Month to date-July		10897	12867	(1970)
DII (Prov.) (Rs. Cr)		Buy	Sell	Net
25-Jun-25		12345	10327	2018
26-Jun-25		13647	14068	(421)
27-Jun-25		40672	41438	(766)
30-Jun-25		15733	12350	3383
1-Jul-25		12638	11913	726
Month to date-July		12638	11913	726
FII Debt - BBG (Rs. Cr)		Buy	Sell	Net
24-Jun-25		2162	2126	36
25-Jun-25		1839	1588	251
26-Jun-25		2675	2672	3
27-Jun-25		4574	2064	2510
30-Jun-25		10122	1142	8980
Month to date- June		61864	60285	1579

Market Breadth	BSE		NSE	
	No.	%	No.	%
Advance	1941	47%	1435	48%
Decline	2077	50%	1461	49%
Unchanged	146	4%	77	3%

Market Turnover	01-Jul	30-Jun	Var (%)
BSE Cash	8504	5666	50%
NSE Cash	100840	108192	-7%
NSE Futures	93257	100671	-7%
NSE Options	9686103	11846798	-18%
Total (Rs.Cr)	9888704	12061327	-18%

Volatility Index	01-Jul	30-Jun
Volatility Index	12.53	12.79

Index PE - TTM	01-Jul	Yr. High	Yr. Low
Sensex	23.9	25.2	20.3
Nifty	23.0	24.4	19.6

Corporate News
JSW Energy's green energy arm inks battery storage deal in Rajasthan

In a strategic push toward clean energy and grid stability, JSW Renew Energy Thirty Seven Ltd, a step-down subsidiary of JSW Energy, has inked a battery energy storage purchase agreement with Rajasthan Rajya Vidyut Utpadan Nigam Ltd for a 250 MW/500 MWh standalone battery energy storage system. (NDTV)

Zen Technologies acquires 76% stake in TISA Aerospace

Zen Technologies has announced the successful acquisition of a 76% equity stake in TISA Aerospace Pvt Ltd, making TISA its subsidiary. As part of the transaction, Zen acquired 2,06,518 equity shares of TISA Aerospace and also purchased 4,00,000 6% CCDs from an existing CCD holder. (NDTV)

CCI orders probe against Asian Paints for alleged abuse of dominant position, report to be submitted within 90 days

The CCI has initiated an investigation against Asian Paints. This action follows a complaint filed by Grasim Industries of the Aditya Birla Group. Grasim alleges that Asian Paints has abused its dominant market position. (ET)

Economy
NREGS work demand up 3.6% in June

In June, demand for work under the Mahatma Gandhi National Rural Employment Guarantee Scheme increased. Preliminary data from the rural development ministry indicates a rise of 3.6% compared to last year. About 35.49 mn individuals sought employment. (ET)

India's growth engine loses steam in June, may get back on track soon

India's economic growth experienced a slowdown in June, reflected in GST collections, car sales, and UPI transactions. However, manufacturing activity showed strength, reaching a 14-month high. Economists anticipate a rebound, driven by favourable weather, easing inflation and potential monetary easing by the RBI. (ET)

International
Google hit with \$314 mn US verdict in cellular data class action

A jury in San Jose, California, said that Google misused customers' cell phone data and must pay more than \$314.6 million to Android smartphone users in the state. The jury agreed with the plaintiffs that Alphabet's Google was liable for sending and receiving information from the devices without permission while they were idle. (Invst)

Top 5 Nifty Gainers	01-Jul	30-Jun	Var(%)
APOLLOHOSP	7496	7242	3.5%
BEL	432	422	2.6%
RELIANCE	1528	1501	1.9%
SBILIFE	1863	1838	1.3%
ASIANPAINT	2370	2341	1.2%
Top 5 Nifty Losers	01-Jul	30-Jun	Var(%)
NESTLEIND	2410	2465	-2.2%
AXISBANK	1173	1199	-2.2%
SHRIRAMFIN	696	707	-1.5%
ETERNAL	261	264	-1.2%
TRENT	6144	6218	-1.2%

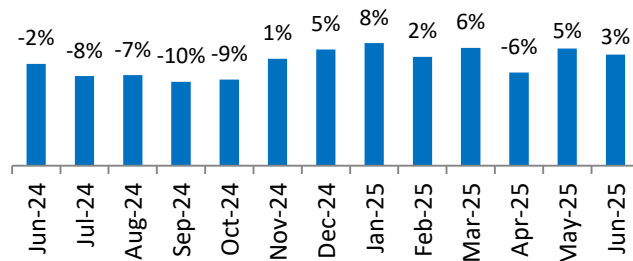
BSE Index Watch	Last	1 day	1 wk	1 mth	1 yr
SENSEX	83697	0.1%	2.0%	2.9%	5.4%
MIDCAP	46821	-0.1%	2.2%	3.1%	0.9%
SMLCAP	54595	-0.2%	2.9%	3.8%	3.0%
AUTO	53371	-0.2%	1.1%	2.0%	-6.5%
BANKEK	64134	-0.1%	0.8%	1.3%	8.1%
Capital Goods	72533	0.3%	2.0%	1.9%	-0.7%
FMCG	20104	-0.7%	0.7%	-1.6%	-2.4%
Health Care	44234	-0.1%	2.6%	3.7%	19.0%
IT	38028	-0.2%	1.2%	3.7%	0.0%
METAL	31789	0.3%	2.8%	3.9%	-4.3%
Oil & Gas	27927	0.2%	3.1%	3.5%	-5.8%
Power	6909	-0.4%	2.5%	1.2%	-12.5%
Realty	7625	-0.2%	-3.1%	1.2%	-12.1%

Margin Trading Disclosure (Rs. In Cr)	Last	1 day	1 wk	1 mth	3 mth
Op. Scripwise Outstanding	83862	-0.3%	0.8%	6.1%	23.2%
Fresh Exposure	7204	0.7%	21.1%	5.7%	55.3%
Exposure liquidated	6420	-11.8%	10.7%	3.4%	75.2%
Closing Net scripwise outstanding	84646	0.8%	1.6%	6.3%	22.6%

NSE USD Futures	01-Jul	30-Jun	Var (%)
June Expiry (Rs./\$)	85.50	85.50	0.0%
July Expiry (Rs./\$)	85.87	85.87	0.0%
Total Turnover (Rs. Crore)	1799	1597	13%

Sectors	TTM PE
Auto	32.11
Auto Ancillary	42.98
Banking	14.65
Engineering	50.26
Cement	74.57
Diamonds & Jewellery	44.12
Housing Finance	24.63
Infrastructure & Const	29.8
Metals-Aluminium	30.4
Metal – Steel	18.55
Oil Expl.	7.29
Pharma	10.1
Power – Gen. Supp.	40.9
Information Tech.	28.09
Sugar	18.49
Telecom Serv. Prov.	41.5
Tyres	31.67

Ashok Leyland Monthly Volume Growth (YoY) (Source: Company data)



10 year G-Sec Yield	Current	Previous	Change
US	4.25%	4.24%	1 bps
Japan	1.42%	1.39%	3 bps
India	6.29%	6.32%	(3) bps
UK	4.45%	4.49%	(4) bps
Libor 3 Mths	4.85%	4.85%	(0) bps

Indian Eco Data	Current	Previous	Var(%)
Forex Reserve (US\$ in bn)	602	698	-13.8%
Inflation - WPI	0.39%	0.85%	(46) bps
Inflation - CPI	2.82%	3.16%	(34) bps

India GDP	Q3FY25	Q2FY25	Var(%)
Growth	7.38%	6.40%	98 bps

Monetary Policy	Current	Previous	Change
Repo Rate	5.50%	6.00%	(50) bps
Reverse Repo Rate	3.35%	3.35%	0 bps
CRR	4.00%	4.00%	0 bps
O/S Banking System Liquidity (Rs bn)	3252	2887	365.3

IIP Growth %	May-25	May-24	Apr-Feb
IIP	1.2	6.2	3.1
Capital Goods	2.4	7.0	6.2
Mining	0.4	1.3	2.2
Manufacturing	3.0	5.9	4.2
Electricity	6.3	8.6	3.8

ADR Price Movement

Company	Price (US\$)	Volume	Previous Day Price	Volume	Variance (%)	No. of Share Per ADR	ADR Price (Rs.)	BSE Price	Variance (%)
Infosys Tech	18.90	15010108	18.53	12743302	2.00%	1	1616.52	1606.80	0.6%
Wipro	3.06	5049806	3.02	5217584	1.32%	1	261.72	264.55	-1.1%
Dr.Reddy's	14.94	919054	15.03	1449502	-0.60%	1	1277.82	1276.80	0.1%
ICICI Bank	33.62	3931349	33.64	5214490	-0.06%	2	1437.76	1432.00	0.4%
HDFC Bank	76.71	1641187	76.67	1263099	0.05%	3	2187.00	2012.10	8.7%

GDR's (US\$)

	Prices	Prev. Close	Change	Var %
L&T	42.75	42.80	(0.0)	-0.1%
RIL	71.00	69.80	1.2	1.7%
SBI	95.80	95.30	0.5	0.5%

US Economy Data	Current	Previous
Inflation (%) (YoY)	2.40%	2.30%
Unemployment (%)	4.20%	4.20%

Interest Rate (%)	Current	Previous
Fed Rate	4.50%	4.50%

US GDP	Q2CY25	Q1CY25
Growth (QoQ Annualized)	-0.50%	2.40%

China Economy Data	Current	Previous
GDP	5.40%	5.40%
Inflation – CPI (%)	-0.10%	-0.10%

Economic Calendar

	Date
Indian GDP Data	29 Aug
Indian Inflation Data CPI	14 July
Indian Inflation Data WPI	14 July
Indian Monetary Policy	06 Aug
India's Industrial Production (IIP)	28 July
US Inflation Data	15 July
US GDP	30 July
US Unemployment Data	03 July
US Fed Rate	03 July
China GDP	15 July
China Inflation Data	09 July

Event Update

Name	Date	Purpose
Bharat Seats Ltd.	02/07/25	Rs.1.10 per share(55%)Final Dividend
Sika Interplant Systems Ltd.	02/07/25	Rs.2.40 per share(120%)Final Dividend
XL Energy Ltd.	02/07/25	Resolution Plan -Reduction of Capital
NDR Auto Components Ltd.	03/07/25	Rs.2.75 per share(27.5%)Dividend
VST Industries Ltd.	03/07/25	Rs.10.00 per share(100%)Final Dividend
Axis Bank Ltd.	04/07/25	Rs.1.00 per share(50%)Final Dividend
Bharat Forge Ltd.	04/07/25	Rs.6.00 per share(300%)Final Dividend
Biocon Ltd.	04/07/25	Rs.0.50 per share(10%)Final Dividend
Container Corporation Of India Ltd.	04/07/25	Bonus issue
Control Print Ltd.	04/07/25	Rs.6.00 per share(60%)Final Dividend
Cool Caps Industries Ltd.	04/07/25	Bonus & Split/Subdivision
DCB Bank Ltd.	04/07/25	Rs.1.35 per share(13.5%)Final Dividend
Dhampur Bio Organics Ltd.	04/07/25	Rs.1.25 per share(12.5%)Final Dividend
Escorts Kubota Ltd.	04/07/25	Rs.18.00 per share(180%)Final Dividend
Gloster Ltd.	04/07/25	Rs.20.00 per share(200%)Dividend
Jiya Eco-Products Ltd.	04/07/25	Resolution Plan-Reduction of Capital
Jupiter Life Line Hospitals Ltd.	04/07/25	Rs.1.00 per share(10%)Final Dividend
Mahindra & Mahindra Ltd.	04/07/25	Rs.25.30 per share(506%)Dividend
Max Healthcare Institute Ltd.	04/07/25	Rs.1.50 per share(15%)Final Dividend
Navin Fluorine International Ltd.	04/07/25	Rs.7.00 per share(350%)Final Dividend
Nestle India Ltd.	04/07/25	Rs.10.00 per share(1000%)Final Dividend
Nippon Life India Asset Management Ltd.	04/07/25	Rs.10.00 per share(100%)Final Dividend
Onward Technologies Ltd.	04/07/25	Rs.5.00 per share(50%)Final Dividend
Paras Defence And Space Technologies Ltd.	04/07/25	Stock Split from Rs.10/- to Rs.5/-
Pelatro Ltd.	04/07/25	Dividend
Petronet LNG Ltd.	04/07/25	Rs.3.00 per share(30%)Final Dividend
Redington Ltd.	04/07/25	Rs.6.80 per share(340%)Final Dividend
Remus Pharmaceuticals Ltd.	04/07/25	Bonus
Shine Fashion (India) Ltd.	04/07/25	Rs.0.1250 per share(2.5%)Final Dividend

Bulk Deal As On 01/07/25

BSE					
Security Code	Security Name	Client Name	Deal	Quantity	Price
544422	ABRFL	ARPNA CAPITAL SERVICES PRIVATE LIMITED	B	48000	90.4
544422	ABRFL	BEST HORTICULTURE PVT. LTD	S	33600	90.4
544422	ABRFL	BLUE HORIZON TRADELINKS LLP	B	73200	90.14
544422	ABRFL	CHINTAN JITENDRABHAI SHAH	S	32400	90.4
544422	ABRFL	DEEPENDER AGGARWAL	B	33600	90.88
544422	ABRFL	EASTEND INFRASTRUCTURE PRIVATE LIMITED	B	122400	90.4
544422	ABRFL	LKP FINANCE LIMITED	B	175200	90.35
544422	ABRFL	LRSD SECURITIES PRIVATE LIMITED	S	33600	90.4
544422	ABRFL	MANISH SURESH SHAH	S	28800	90.4
544422	ABRFL	NIKHIL BANSAL HUF	B	36000	90.4
544422	ABRFL	PROMISING HORTICULTURE PRIVATE LIMITED	S	33600	90.4
544422	ABRFL	RAJASTHAN GLOBAL SECURITIES PRIVATE LIMITED	S	32400	90.4
544422	ABRFL	RGSL CONSULTANCY PRIVATE LIMITED	S	33600	90.4
544422	ABRFL	RGSL FINANCE PRIVATE LIMITED	S	33600	90.4
544422	ABRFL	RGSL INFRA PRIVATE LIMITED	S	32400	90.4
544422	ABRFL	RGSL SPORTS PRIVATE LIMITED	S	33600	90.4
544422	ABRFL	RICHFIELD SECURITIES PRIVATE LIMITED	B	78000	94.92
544422	ABRFL	STCI PRIMARY DEALER LIMITED	S	32400	90.4
544425	AJCJEWEL	AMIT RAJENDRA PRASAD AGARWAL	B	38400	98.74
544425	AJCJEWEL	RIKHAV SECURITIES LIMITED	S	3600	94.05
544425	AJCJEWEL	RIKHAV SECURITIES LIMITED	B	40800	94.39
544425	AJCJEWEL	SHRUTI AGRAWAL	B	49200	97.98
526546	CHOKSILA	NEXUS GLOBAL OPPORTUNITIES FUND	B	40000	197.95
512441	ENBETRD	GOKALBHAI GHEMARBHAI CHAUDHRI	B	20116233	0.7
512441	ENBETRD	HITESH SINGH	S	13025445	0.69
512441	ENBETRD	SAKET KUMAR	S	23900000	0.69
570005	GATECHDVR	NEO APEX VENTURE LLP	S	1518971	0.75
540614	GGENG	PINCERS COMMODITIES PRIVATE LIMITED	S	18775000	0.53
532359	HITKITGLO	WEBNET INFOWAYS LIMITED	S	301400	1.48
544426	ICON	OSHINO DRUGS PRIVATE LIMITED	B	50400	90
544426	ICON	SYGNIFIC CORPORATE SOLUTIONS PVT LTD	B	42000	90
540377	IFL	JESINGBHAI JIVABHAI CHAUDHARI	S	2769257	1.14
540377	IFL	JESINGBHAI JIVABHAI CHAUDHARI	B	6844175	1.13
540377	IFL	L7 HITECH PRIVATE LIMITED	S	6165934	1.13
539175	INDRAIND	JIGNESH KUMARPAL SHAH	S	306000	15.22
514060	MARKOBENZ	IMPEX SERVICES LTD	B	164624	11.58
531512	ORIENTTR	HEMENDRA V SHAH HUF	B	100000	24.25
531512	ORIENTTR	RANDEEP SINGH	S	73561	24.42
544141	PESB	NAVRATRI SHARE TRADING PRIVATE LIMITED .	S	88000	201.32
540159	PURPLE	INDO THAI SECURITIES LIMITED	B	43500	3.23
539561	REMLIFE	D P VORA SECURITIES PRIVATE LIMITED	S	5000000	1.02
543805	RESGEN	SHERWOOD SECURITIES PVT LTD	S	129000	78.96
543805	RESGEN	VINCENT COMMERCIAL COMPANY LIMITED	B	129000	78.96
519191	RGRL	RAVI KANT	B	200000	5.47
539519	SATTVASUKU	COMFORT ADVERTISING PVT LTD	S	1587472	0.95
543366	SBLI	GRISHMA VIRAL JHAVERI	S	4800	34.73
543366	SBLI	GRISHMA VIRAL JHAVERI	B	1200	31.66
543366	SBLI	NARENDRA BABU KADATHUR HARIDAS	B	8400	34.75

512399	SERA	ZEAL GLOBAL OPPORTUNITIES FUND	S	871945	35
543519	SFSL	FARHANAKHATUN MUBINUDDIN SHAIKH	B	12000	52.18
540259	SHANGAR	VIDVHSHAK TRADING PRIVATE LIMITED	S	29166257	0.68
540259	SHANGAR	VISHMOR TRADING PRIVATE LIMITED	S	16872220	0.68
540259	SHANGAR	VISHMOR TRADING PRIVATE LIMITED	B	1250000	0.68
541112	SHREESHAY	PROFMAX ENTERPRISES PRIVATE LIMITED	S	136000	31.75
541112	SHREESHAY	SHRI RAVINDRA MEDIA VENTURES PRIVATE LIMITED	B	136000	31.75
539584	SIPTL	JAGID VANITABEN RAJENDRAPRASAD	S	10488185	0.34
531499	SYBLY	ALLAPURAM ARUMUGAM SUNDAR	B	46462	1.79
511447	SYLPH	MOCKTAIL TRADING PRIVATE LIMITED	S	3616465	1.36
511447	SYLPH	MONEYPLANT GOLD & JEWELLERY TRADING L.L.C	B	7500000	1.34
511447	SYLPH	ULTIMATEANNEX TRADING PRIVATE LIMITED	S	3800000	1.33
539278	SYMBIOX	PUSHKAR BANIJYA LIMITED	B	205000	2.53
539278	SYMBIOX	VAKANDA SERVICES PRIVATE LIMITED	S	266785	2.53
500414	TIMEX	ISHAAN TRADEFIN LLP	S	489416	218.67
500414	TIMEX	ISHAAN TRADEFIN LLP	B	564416	216.25
500414	TIMEX	SHARE INDIA SECURITIES LIMITED	S	501380	217.01
500414	TIMEX	SHARE INDIA SECURITIES LIMITED	B	578881	215.73
541338	UHZAVERI	RUCHI	B	57250	21.5
544002	VIVAA	ASNANI STOCK BROKER PRIVATE LIMITED	S	28000	49.66
544002	VIVAA	ASNANI STOCK BROKER PRIVATE LIMITED	B	2000	49
524661	WELCURE	ANKUSH RAJKUMAR DABHANE	S	1375265	14.28
524661	WELCURE	ANKUSH RAJKUMAR DABHANE	B	651056	14.27
533149	YUNIKM	SADASHIVAMURTHY ANURADHA	B	79598	10.63
505520	ZHEMHOLD	MULTIPLIER SHARE & STOCK ADVISORS PRIVATE LIMITED	S	4000	45.15
505520	ZHEMHOLD	YASHIV HOLDINGS PRIVATE LIMITED	B	3500	45.15

NSE

Security Code	Security Name	Client Name	Deal	Quantity	Price
BALAXI	BALAXI PHARMA Ltd	DULCET ADVISORY PRIVATE LIMITED	BUY	320000	50
ELLEN	Ellenbarrie Indus Gases L	MOTILAL OSWAL MUTUAL FUND	BUY	2095179	511.1
GATECHDVR	GACM Technologies Limite	DEEP CHAND GUPTA	BUY	952500	0.72
GATECHDVR	GACM Technologies Limite	NEELSAGAR CONSULTANCY SERVICES LLP	SELL	7517304	0.72
GATECHDVR	GACM Technologies Limite	PANDYA BALVAHTRAY VIRAL	SELL	15000000	0.72
GATECHDVR	GACM Technologies Limite	TEUDDY TECHNOLOGY PRIVATE LIMITED	BUY	7500000	0.72
GANGABATH	Ganga Bath Fittings Ltd	NEOMILE GROWTH FUND - SERIES I	SELL	141000	36.27
GLOBECIVIL	Globe Civil Projects Ltd	OM TRADING	BUY	650051	91.32
GLOBECIVIL	Globe Civil Projects Ltd	SOHAM FINCARE INDIA LLP	BUY	390000	89
KAJARIACER	Kajaria Ceramics Ltd	JP MORGAN FUNDS	SELL	885002	1067.88
MAYASHEEL	Mayasheel Ventures Ltd	DIVYA	SELL	300000	60.84
MAYASHEEL	Mayasheel Ventures Ltd	MOHIT VINODKUMAR AGRAWAL	BUY	111000	60.65
OLIL	Oneclick Logistics Ind L	DEV HASMUKHBHAI KAPADIYA	BUY	19200	202.26
OLIL	Oneclick Logistics Ind L	KARMRAJSINH RAJENDRASINH PARMAR	BUY	19200	197.05
PIGL	Power Instrument (G) Ltd	HONI DILIP TANNA	SELL	130000	130.79
PIGL	Power Instrument (G) Ltd	NEO APEX VENTURE LLP	BUY	174000	130.79
PROSTARM	Prostarm Info Systems Ltd	CHHATISGARH INVESTMENTS LIMITED	SELL	300000	147.45
RAYMONDREL	Raymond Realty Limited	NORGES BANK ON ACCOUNT OF THE GOVERNMENT PENSION FUND GLOBAL	SELL	412585	1005.94
SAFEENTP	Safe Enter Retail Fix Ltd	CINCO STOCK VISION LLP	SELL	300000	174.75
SAFEENTP	Safe Enter Retail Fix Ltd	SAMYAK ENTERPRISES	BUY	250000	174.75
SAFEENTP	Safe Enter Retail Fix Ltd	SHREESOMNIDHI INFRASOLUTIONS PRIVATE LIMITED	BUY	300000	174.75
SHKSIL	Shri Hare-Kri Spo Iron L	AARTH.AIF GROWTH FUND	SELL	158000	64.75
SHKSIL	Shri Hare-Kri Spo Iron L	CRAFT EMERGING MARKET FUND PCC- ELITE CAPITAL FUND	SELL	96000	61.78
SHKSIL	Shri Hare-Kri Spo Iron L	DURGAM DISTRIBUTORS PRIVATE LIMITED	BUY	150000	64.77
SHKSIL	Shri Hare-Kri Spo Iron L	FINAVENUE GROWTH FUND	BUY	144000	64.8
SHKSIL	Shri Hare-Kri Spo Iron L	KAILASH AGARWAL	BUY	250000	64.8
SHKSIL	Shri Hare-Kri Spo Iron L	MANSI PARAKH	BUY	152000	64.8
SHKSIL	Shri Hare-Kri Spo Iron L	NAV CAPITAL VCC - NAV CAPITAL EMERGING STAR FUND	BUY	180000	64.89
SHKSIL	Shri Hare-Kri Spo Iron L	NECTA BLOOM VCC - REGAL FUND	SELL	158000	64.8
SHKSIL	Shri Hare-Kri Spo Iron L	SUNRISE INVESTMENT OPPORTUNITIES FUND	BUY	116000	64.8
SHKSIL	Shri Hare-Kri Spo Iron L	UPHAR VINTRADE PRIVATE LIMITED	BUY	150000	64.33
TIMESCAN	Timescan Logistics Ind L	SATURN DESS PRIVATE LIMITED	BUY	52000	64.31
TIMESCAN	Timescan Logistics Ind L	VINEETA SINGH	SELL	44000	64.09

Disclosure:

Research Reports that are published by Nirmal Bang Securities Private Limited (hereinafter referred to as "NBSPL") are for private circulation only. NBSPL is a registered Research Analyst under SEBI (Research Analyst) Regulations, 2014 having Registration no. INH000001766. NBSPL is also a registered Stock Broker with National Stock Exchange of India Limited, BSE Limited, Metropolitan Stock Exchange of India Limited, Multi Commodity Exchange of India Limited and , National Commodity and Derivative Exchange Limited in Capital Market , Equity and Commodities derivatives segments and Currency Derivatives Segment .

NBSPL has other business divisions with independent research teams separated by Chinese walls, and therefore may, at times, have different or contrary views on stocks and markets.

NBSPL or its associates have not been debarred / suspended by SEBI or any other regulatory authority for accessing / dealing in securities Market since last 20 years. NBSPL, its associates or analyst or his relatives do not hold any financial interest (Except Investment) in the subject company. NBSPL or its associates or Analyst do not have any conflict or material conflict of interest at the time of publication of the research report with the subject company. NBSPL or its associates or Analyst or his relatives may or may not hold beneficial ownership of 1% or more in the subject company at the end of the month immediately preceding the date of publication of this research report.

NBSPL or its associates / analyst has not received any compensation / managed or co-managed public offering of securities of the company covered by Analyst during the past twelve months. NBSPL or its associates have not received any compensation or other benefits from the company covered by Analyst or third party in connection with the research report. Analyst has not served as an officer, director or employee of Subject Company. NBSPL / analyst has not been engaged in market making activity of the subject company.

Analyst Certification: The research analysts and authors of these reports, hereby certify that the views expressed in this research report accurately reflects my/our personal views about the subject securities, issuers, products, sectors or industries. It is also certified that no part of the compensation of the analyst(s) was, is, or will be directly or indirectly related to the inclusion of specific recommendations or views in this research. The analyst(s) principally responsible for the preparation of this research report and has taken reasonable care to achieve and maintain independence and objectivity in making any recommendations.

Disclaimer:

The Research Report is for the personal information of the authorized recipient and does not construe to be any investment, legal or taxation advice. NBSPL is not soliciting any action based upon it. Nothing in the research report shall be construed as a solicitation to buy or sell any security or product, or to engage in or refrain from engaging in any such transaction. In preparing the research report, we did not take into account the investment objectives, financial situation and particular needs of the reader.

The research report has been prepared for the general use of the clients of NBSPL and must not be copied, either in whole or in part, or distributed or redistributed to any other person in any form. If you are not the intended recipient you must not use or disclose the information in the research report in any way. Though disseminated to all the customers simultaneously, not all customers may receive the research report at the same time. NBSPL will not treat recipients as customers by virtue of their receiving the research report. The research report is not directed or intended for distribution to or use by any person or entity resident in a state, country or any jurisdiction, where such distribution, publication, availability or use would be contrary to law, regulation or which would subject NBSPL & its group companies to registration or licensing requirements within such jurisdictions.

The report is based on the information obtained from sources believed to be reliable, but we do not make any representation or warranty that it is accurate, complete or up-to-date and it should not be relied upon as such. We accept no obligation to correct or update the information or opinions in it. NBSPL or any of its affiliates or employees shall not be in any way responsible for any loss or damage that may arise to any person from any inadvertent error in the information contained in the research report. NBSPL or any of its affiliates or employees do not provide, at any time, any express or implied warranty of any kind, regarding any matter pertaining to this report, including without limitation the implied warranties of merchantability, fitness for a particular purpose, and non-infringement. The recipients of the research report should rely on their own investigations.

This information is subject to change without any prior notice. NBSPL reserves its absolute discretion and right to make or refrain from making modifications and alterations to this statement from time to time. Nevertheless, NBSPL is committed to providing independent and transparent recommendations to its clients, and would be happy to provide information in response to specific client queries.

Before making an investment decision on the basis of research report, the reader needs to consider, with or without the assistance of an adviser, whether the advice is appropriate in light of their particular investment needs, objectives and financial circumstances. There are risks involved in securities trading. The price of securities can and does fluctuate, and an individual security may even become valueless. International investors are reminded of the additional risks inherent in international investments, such as currency fluctuations and international stock market or economic conditions, which may adversely affect the value of the investment. Opinions expressed are subject to change without any notice. Neither the company nor the director or the employees of NBSPL accept any liability whatsoever for any direct, indirect, consequential or other loss arising from any use of the research report and/or further communication in relation to the research report. Here it may be noted that neither NBSPL, nor its directors, employees, agents or representatives shall be liable for any damages whether direct or indirect, incidental, special or consequential including lost revenue or lost profit that may arise from or in connection with the use of the information contained in the research report.

Copyright of this document vests exclusively with NBSPL.

Our reports are also available on our website

Registration granted by SEBI and certification from NISM in no way guarantee performance of NBSPL or provide any assurance of returns to investors.

Nirmal Bang Research (Division of Nirmal Bang Securities Pvt. Ltd.)

B-2, 301/302, Marathon Innova,
Opp. Peninsula Corporate Park
Off. Ganpatrao Kadam Marg
Lower Parel(W), Mumbai-400013
Board No. : 91 22 6723 8000/8001
Fax. : 022 6723 8010